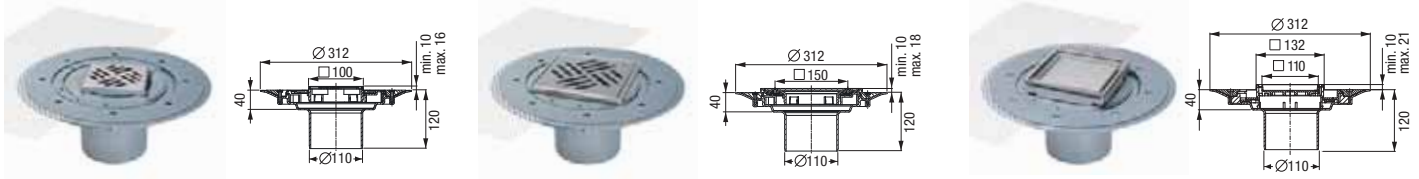


# Bathroom drains *Classic* and *"The Superflat"* System 100

## Variofix shallow bed upper sections



in ABS, incl. mesh fabric

with standard slotted cover □ 95 mm  
in stainless steel AISI 304, class K 3.  
For tile thickness of 6-14 mm  
Art. # 47 901

with slotted cover/rim □ 138 mm  
in stainless steel AISI 304,  
class L 15, screwed.  
For tile thickness of 8-16 mm  
Art. # 47 902

with recessed polymer cover  
for on-site tiling □ 110 mm  
and rim in stainless steel AISI 304,  
class K 3, with locking system  
Art. # 47 906

## Upper sections



in PP...

with sealing flange for use with  
1 - 4 mm vinyl / synthetic flooring,  
slotted cover made of polymer,  
Ø 120 mm, class K 3  
Art. # 27 192

in ABS...

with slotted cover □ 100 mm  
in stainless steel AISI 304,  
class K 3  
Art. # 27 165

in ABS, tileable...

□ 110 mm, made of polymer, class K 3  
with rim  
in stainless steel  
AISI 304  
Art. # 27 211

in ABS...

with slotted cover □ 138 mm  
and rim  
in stainless steel AISI 304,  
class L 15, non-slip  
Art. # 27 176

## Accessories



Glue flange

with counter flange  
(also for compound seal)  
Art. # 43 401

Extension section

in PP, with pressure sealing flange  
in stainless steel AISI 304,  
flange width 63 mm  
Art. # 27 198

Extension section

in ABS, with glue flange and  
counter flange  
Art. # 27 199

With glue flange and  
waterproof membrane

pre-mounted in PVC  
1200 x 1200 mm Art. # 43 401.91  
1800 x 2000 mm Art. # 43 401.93

Elastomer waterproof membrane □ 500 mm

in PVC Art. # 43 710  
in EPDM Art. # 43 730

Mesh fabric

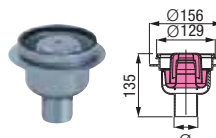
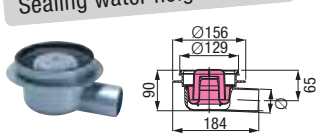
for Art. # 43 401  
Art. # 219-153A

Waterproof membrane in PVC  
without punched-out hole  
1800 x 2000 mm Art. # 43 711  
Glue Art. # 43 719

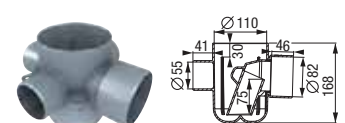
The waterproof membrane in PVC and EPDM are  
not suitable for connections to asphalt sheeting.

## Drain bodies

0.8 l/sec flow rate \*)  
Sealing water height 50 mm



1.8 l/sec flow rate \*)



Bathroom drain *Classic* in ABS

with removable odour trap		
Ø	Lateral outlet	Vertical outlet
50	Art. # 40 150	Art. # 40 250
75	Art. # 40 170	Art. # 40 270

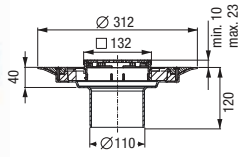
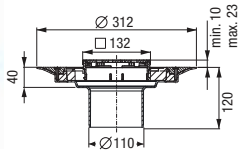
without removable odour trap

without removable odour trap		
Ø	Lateral outlet	Vertical outlet
50	Art. # 40 151	Art. # 40 251
75	Art. # 40 171	Art. # 40 271

Floordrain ME in ABS

Three lateral inlets Ø 55,  
one lateral outlet Ø 82,  
with removable odour trap  
Glue connection  
according to BS 5255  
Art. # 37 3001


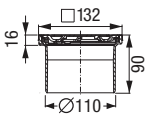
# Modular system with covers in stainless steel AISI 304



in ABS, incl. mesh fabric

with design cover **Kessel** □ 120 mm  
and rim in stainless steel AISI 304, class L 15.  
For tile thickness of 8-21 mm, *Lock & Lift* System  
Art. # **47904**

with design cover **Oval** □ 120 mm  
and rim in stainless steel AISI 304, class L 15.  
For tile thickness of 8-21 mm, *Lock & Lift* System  
Art. # **47905**

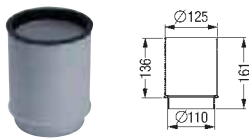


in ABS

design covers □ 120 mm and rim in stainless steel AISI 304, class K 3 / L 15 with or without *Lock & Lift* System.



	<b>Kessel</b> (Cl. L 15)	<b>Oval</b> (Cl. L 15)	<b>Spot</b> (Cl. K 3)	<b>Cross</b> (Cl. K 3)	<b>Festival</b> (Cl. K 3)	<b>Parade</b> (Cl. K 3)	<b>Slot</b> (Cl. K 3)	<b>Sticks</b> (Cl. K 3)
with <i>Lock &amp; Lift</i> ... Art. #	<b>27 201</b>	<b>27 202</b>	<b>27 221</b>	<b>27 213</b>	<b>27 215</b>	<b>27 224</b>	<b>27 219</b>	<b>27 217</b>
without <i>Lock &amp; Lift</i> ... Art. #	<b>27 225</b>	<b>27 226</b>	<b>27 220</b>	<b>27 212</b>	<b>27 214</b>	<b>27 223</b>	<b>27 218</b>	<b>27 216</b>



### Extension section

in ABS, with lip seal  
Art. # **27 146**



### Multistop

odour, foam, rodent  
and insect stop  
Art. # **43 500**



### Transition section

with sealing ring Ø 50  
Ø 50/75 Art. # **27 126**  
Ø 50/40 Art. # **27 118**



### Conversion kit, "DIN push-fit connection"

for article numbers: 37 3001  
Consist of  
3 inlet adapter Ø 50 mm,  
1 outlet adapter Ø 75 mm  
and 1 push-fit connection  
for upper section Ø 110,  
EN 1451-1  
Art. # **37 3008**



### Conversion kit, "DIN glue connection"

for article number: 37 3001  
Consist of  
3 inlet adapter Ø 50 mm,  
and 1 outlet adapter Ø 75,  
EN 1451-1  
Art. # **37 3007**



### Sludge trap

made of polymer  
Art. # **27 168**

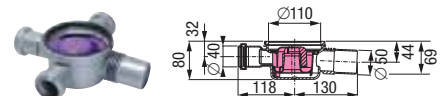
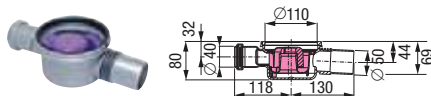
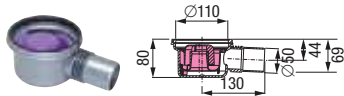


### Hair filter

made of polymer, Ø 108 mm  
Art. # **43 700**

0.8 l/sec flow rate \*)  
Sealing water height 30 mm

\*) according to EN 1253 - 20 mm threshold



### Bathroom drain "The Superflat" in PP

Lateral outlet Ø 50, with removable odour trap

Without lateral inlet

Art. # **42 700**

One lateral inlet Ø 40

Art. # **42 701**

Three lateral inlets Ø 40

Art. # **42 703**